

Solid Bronze Bushings

Ensuring smooth
non-galling operation



Mold Components – INCH

SOLID BRONZE SHOULDER AND STRAIGHT BUSHINGS

Solid Bronze Shoulder Bushings – SBF

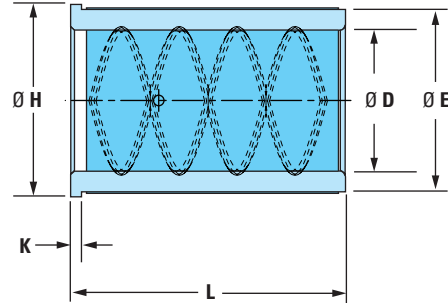
Precision Ground

D-M-E Standard Shoulder and Straight Bushings feature internal oil grooves and high-strength bronze for smooth, non-galling operation.



General Dimensions

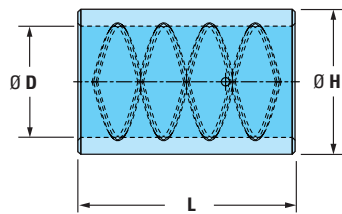
NOMINAL I.D.	Ø E ^{+0.005} / _{-0.000}	Ø H ^{+0.000} / _{-0.030}	K
3/4	1.1255	1.302	3/16
7/8	1.2505	1.427	
1"	1.3755	1.552	
1 1/4	1.6255	1.802	
1 1/2	2.0005	2.177	
2"	2.5005	2.677	
2 1/2	3.2505	3.427	1/2
3"	3.7505	3.990	



L LENGTH ^{+0.00} / _{-0.03}	Ø D = 3/4 I.D.	Ø D = 7/8 I.D.	Ø D = 1" I.D.	Ø D = 1 1/4 I.D.	Ø D = 1 1/2 I.D.	Ø D = 2" I.D.	Ø D = 2 1/2 I.D.	Ø D = 3" I.D.
	.7505 ^{+0.005} / _{-0.000}	.8755 ^{+0.005} / _{-0.000}	1.0005 ^{+0.005} / _{-0.000}	1.2505 ^{+0.005} / _{-0.000}	1.5005 ^{+0.005} / _{-0.000}	2.0005 ^{+0.005} / _{-0.000}	2.5005 ^{+0.005} / _{-0.000}	3.0005 ^{+0.005} / _{-0.000}
ITEM NUMBER	ITEM NUMBER	ITEM NUMBER	ITEM NUMBER	ITEM NUMBER	ITEM NUMBER	ITEM NUMBER	ITEM NUMBER	ITEM NUMBER
7/8	SBF-06-07	SBF-07-07	SBF-08-07	SBF-10-07	SBF-12-07	—	—	—
1 3/8	SBF-06-13	SBF-07-13	SBF-08-13	SBF-10-13	SBF-12-13	SBF-16-13	SBF-20-13	—
1 7/8	SBF-06-17	SBF-07-17	SBF-08-17	SBF-10-17	SBF-12-17	SBF-16-17	SBF-20-17	—
2 3/8	SBF-06-23	SBF-07-23	SBF-08-23	SBF-10-23	SBF-12-23	SBF-16-23	SBF-20-23	—
2 7/8	SBF-06-27	SBF-07-27	SBF-08-27	SBF-10-27	SBF-12-27	SBF-16-27	SBF-20-27	—
3 3/8	SBF-06-33	SBF-07-33	SBF-08-33	SBF-10-33	SBF-12-33	SBF-16-33	SBF-20-33	—
3 7/8	SBF-06-37	SBF-07-37	SBF-08-37	SBF-10-37	SBF-12-37	SBF-16-37	SBF-20-37	SBF-24-37
4 3/8	SBF-06-43	SBF-07-43	SBF-08-43	SBF-10-43	SBF-12-43	SBF-16-43	SBF-20-43	—
4 7/8	SBF-06-47	SBF-07-47	SBF-08-47	SBF-10-47	SBF-12-47	SBF-16-47	SBF-20-47	SBF-24-47
5 7/8	SBF-06-57	SBF-07-57	SBF-08-57	SBF-10-57	SBF-12-57	SBF-16-57	SBF-20-57	SBF-24-57
7 7/8	—	—	—	—	—	—	—	SBF-24-77

Solid Bronze Straight Bushings – SBS

Precision Ground



NOMINAL I.D.	Ø D ^{+0.005} / _{-0.000}	L ^{+0.00} / _{-0.03} LENGTH	Ø H ^{+0.005} / _{-0.000}	ITEM NUMBER
3/4	.7505	7/8	1.1255	SBS-06-07
		1 3/8	1.1255	SBS-06-13
7/8	.8755	1 3/8	1.2505	SBS-07-13
1"	1.0005	1 3/8	1.3755	SBS-08-13
1 1/4	1.2505	1 3/8	1.6255	SBS-10-13
		1 7/8	1.6255	SBS-10-17
1 1/2	1.5005	1 3/8	2.0005	SBS-12-13
		1 7/8	2.0005	SBS-12-17
2"	2.0005	3 7/8	2.5005	SBS-16-37
2 1/2	2.5005	4 7/8	3.2505	SBS-20-47
3"	3.0005	4 7/8	3.7505	SBS-24-47

Mold Components – INCH

GUIDED EJECTION BUSHINGS

- Holds the ejector assembly in alignment
- Supports the weight of the ejector assembly throughout the entire cycle
- Reduces wear on ejection components
- Prevents cocking of the ejector plates



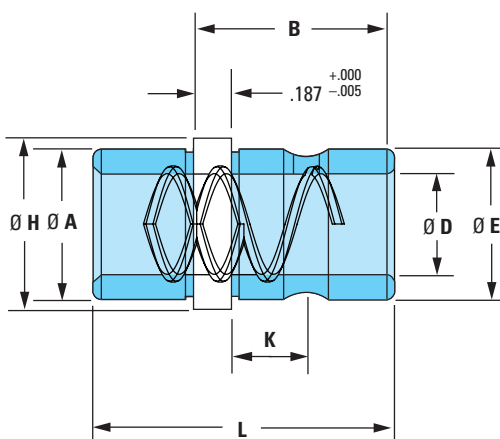
Solid Bronze Guided Ejection Bushings – BEB

Solid Bronze Guided Ejection Bushings feature high-strength bronze and natural lubricity. Internal oil grooves and a lubrication hole help to ensure smoother mold operation.

It is recommended that a minimum of four bushings be installed. The size of the bushings should be determined by the size of the mold. The Guided Ejection System is inexpensive protection against wear and possible costly damage to a mold in production.

ITEM NUMBER	NOMINAL I.D.	Ø D +0.005 -0.000	Ø E +0.005 -0.000	Ø A +0.00 -0.01	Ø H +0.00 -0.10	L +0.0 -0.3	B +0.00 -0.15	K ±.01
BEB-500	1/2	.501	.7505	.749	.853	1.50	1.00	.56
BEB-750	3/4	.751	1.1255	1.1240	1.302	1.50	1.00	.56
BEB-875	7/8	.876	1.2505	1.2490	1.427	1.50	1.00	.56
BEB-1000	1"	1.001	1.3755	1.3740	1.552	1.75	1.12	.62
BEB-1250	1 1/4	1.251	1.6255	1.6240	1.802	1.75	1.12	.62
BEB-1500	1 1/2	1.501	2.0005	1.9990	2.177	1.75	1.12	.62
BEB-2000	2	2.001	2.5005	2.499	2.687	2.25	1.62	.80

NOTE: Select corresponding guide pin in proper diameter and length for application.



DME Guided Ejection Systems are available installed in standard mold bases. For additional information and prices, contact DME.

DME, an essential resource to customers worldwide, offers the industry's broadest range of market-leading products, a global logistics infrastructure that ensures speed and accuracy, and a support organization with unsurpassed knowledge and expertise that assists customers when and where they need it. A complete line of mold bases, quick-change mold systems, mold components, mold making and molding supplies, hot runner systems, control systems, cold runner systems for elastomers, and technical services helps customers achieve success every step of the way.



World Headquarters

DME Company LLC

29111 Stephenson Highway
Madison Heights, MI 48071

800-626-6653 *toll-free tel*

248-398-6000 *tel*

888-808-4363 *toll-free fax*

www.dme.net *web*

sales@dme.net *e-mail*

DME LLC

6210 Northwest Drive
Mississauga, Ontario
Canada L4V 1J6

800-387-6600 *toll-free tel*

905-677-6370 *tel*

800-461-9965 *toll-free fax*

dme_canada@dme.net *e-mail*

DME Europe

DME Belgium C.V.B.A.
Industriepark Noord
B-2800 Mechelen
Belgium

32-15-215011 *tel*

32-15-218235 *fax*

sales@dmeeu.com *e-mail*